

Hygienic reprocessing

HEINE indirect ophthalmoscope OMEGA 600 and OMEGA 600 wired




General warning and safety information



WARNING! This symbol indicates potential hazardous situations. Ignoring the corresponding instructions may lead to dangerous situations of mild to moderate extent.



NOTE! This symbol indicates valuable advice. Notes are important, but not related to hazardous situations.

	<p>Instructions on hygienic reprocessing must be adhered to, based on national standards, laws and guidelines. The described reprocessing measures do not replace the specific rules applicable for your institution/ department.</p>
	<p>In the event of suspected contamination, carry out hygienic reprocessing of the instrument.</p> <p>HEINE Optotechnik GmbH & Co. KG only approves the agents and procedures listed in this instruction.</p> <p>Hygienic reprocessing is to be carried out by persons with adequate hygienic expertise.</p> <p>Please consider the instructions of the manufacturer for the applied reprocessing media.</p> <p>Avoid liquid entry into the device.</p> <p>Before reprocessing, disconnect the device from the power source.</p>
	<p>Before using it again, ensure that the device is completely dry after reprocessing.</p>
<p>Limitations on reprocessing</p>	<p>Periodically check the integrity of the device. TM: Max. 50 cycles</p>



Wipe disinfection

1. Preparation

Switch off the device and let it cool down.

Remove the TM (if available) and reprocess it separately.

2. Manual cleaning and disinfection



- Pay attention that all contaminated surfaces are completely moistened for the complete exposure time specified by the disinfectant manufacturer. If necessary, increase the number of wiping procedures and/or the number of wipes.
- Clean and disinfect the optical surfaces only if necessary using a disinfectant wipe. Otherwise, or to remove residues, clean them according to the instructions "Cleanliness of your HEINE device's optical parts" (MED 234574)

Equipment

- Disinfectant wipes:
alcoholic (e. g. Incides N or mikrozyd universal wipes) or
alcoholic + quarternary ammonium compounds (e. g. Super Sani-Cloth)
- If you use other than the recommended reprocessing agents, make sure that they do not foam.

Implementation

- Clean and disinfect the device manually.
- Pay particular attention to difficult to access areas.
- Thoroughly wipe the touched areas: e. g. operating elements, rotary controls, locking elements.
- Clean the paddings of the headband with a wipe soaked with water or if necessary with a disinfectant wipe.
- Clean and disinfect the TM (if available) manually with an alcoholic disinfectant wipe.
- Clean the cable and the power supply unit only if necessary and only with a dry cloth.
- For removing the disinfectant and drying afterwards, follow the instructions provided by the disinfectant manufacturer.

3. Inspection and function testing



- Check the device for any visible contaminants or abrasions. Reprocess again if necessary.
- Do not use the device if there are visible signs of damage.

4. Storage

Store it in such a way that it is protected from recontamination, dust and moisture.

